

# Connect Through Google Meet

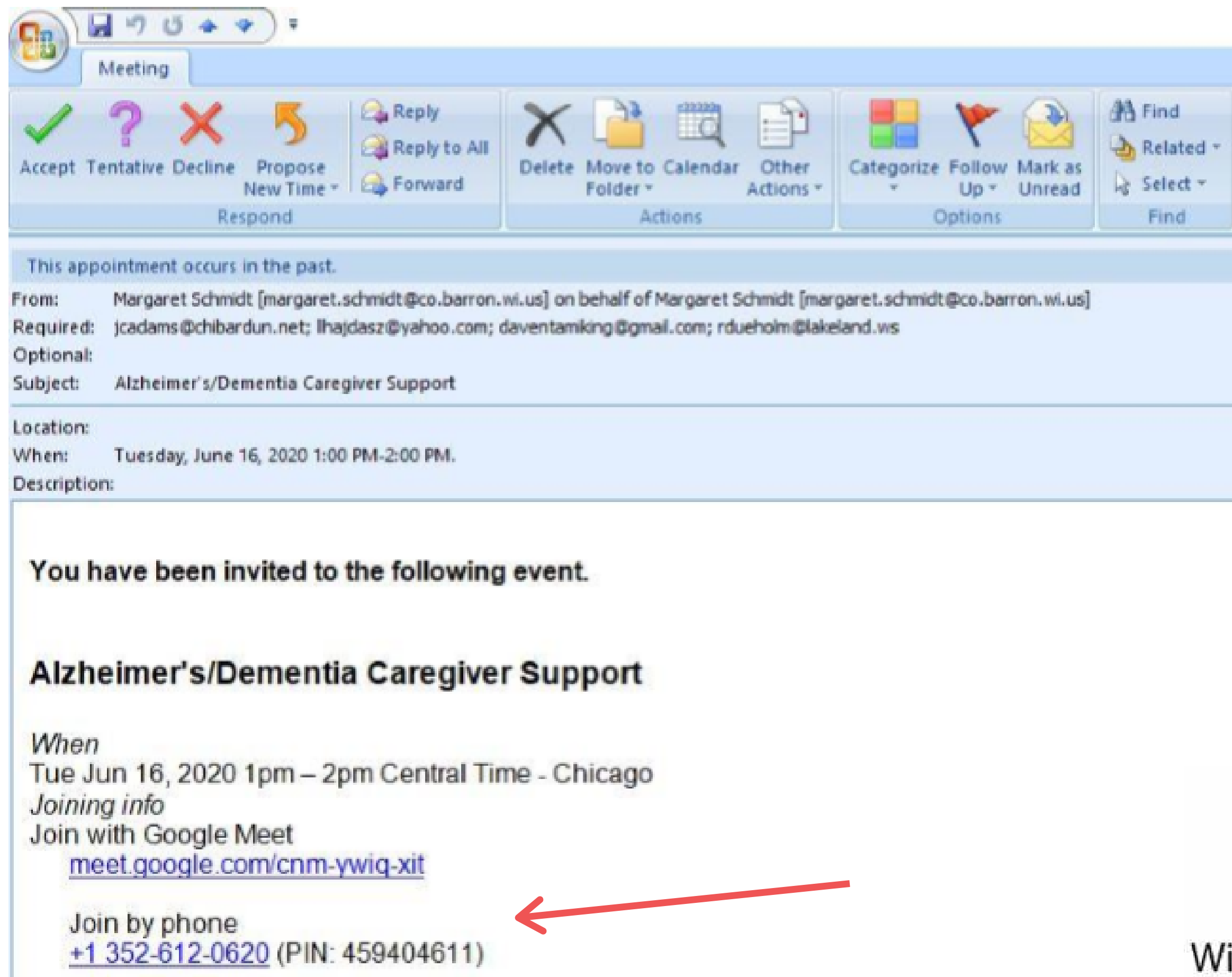
Want to try Google Meets?

## Prerequisites:

- iPhone or Android smartphone with IOS 9 or later (Note – while a smartphone can be used to participate in with Google Meet calls, using a device with a larger screen will allow easier viewing of larger groups.)
- Tablet, laptop or computer with video and microphone
- Wi-Fi / Internet Access

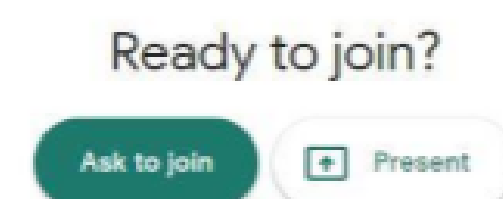
## Steps:

- **Open email message** containing invitation to Google Meet call,
- then **click** (tap) on **Google Meet link**. A link is text in an email or document that you click to bring you to a file or a webpage. It often appears in blue. Please be careful only to click on links from people you know.

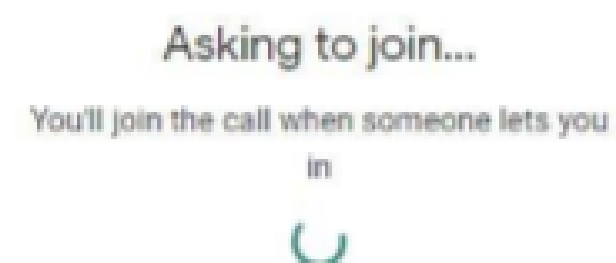


The screenshot shows an Outlook email interface. At the top, there is a 'Meeting' tab and a toolbar with various actions like 'Accept', 'Tentative', 'Decline', 'Propose New Time', 'Reply', 'Reply to All', 'Forward', 'Delete', 'Move to Folder', 'Calendar', 'Other Actions', 'Categorize', 'Follow Up', 'Mark as Unread', 'Find', 'Related', and 'Select'. Below the toolbar, the email content is displayed. It starts with 'This appointment occurs in the past.' followed by the sender information: 'From: Margaret Schmidt [margaret.schmidt@co.barron.wi.us] on behalf of Margaret Schmidt [margaret.schmidt@co.barron.wi.us]'. The subject is 'Alzheimer's/Dementia Caregiver Support'. The location is 'Chicago' and the time is 'Tuesday, June 16, 2020 1:00 PM-2:00 PM'. The description contains the following text: 'You have been invited to the following event.', 'Alzheimer's/Dementia Caregiver Support', 'When: Tue Jun 16, 2020 1pm – 2pm Central Time - Chicago', 'Joining info: Join with Google Meet', and a blue link 'meet.google.com/cnm-ywiq-xit'. Below this is 'Join by phone: +1 352-612-0620 (PIN: 459404611)'. A red arrow points to the Google Meet link.

A Google window will "pop up". When you are ready to join, **press "Ask to join"**. You'll join when someone lets you in.



**Click** on green **"ask to join"** button and the following is displayed. The stand by indicator will continue rotating until the host makes your connection.



If you are having difficulties with technology during the session call your program leader.